



Big Brothers Big Sisters

## Blank Comic Strips

### What you'll need:

- Comic strips with the words erased
- Pencil or pen


### What to do:

1. Look at the pictures in the comic strip and imagine what is going on.
2. Fill in the words to tell the story you imagine. Make sure the story you tell is appropriate for an elementary school classroom.
3. If you want, draw your own comic strip.






© NEA, Inc.



© NEA, Inc.





© UFS, Inc.



© UFS, Inc.



©2005 Darby Conley. Dist. by UFS, Inc. www.comics.com



© Darby Conley/Dist. by UFS, Inc.




© 2007 United Features Syndicate, Inc. www.comics.com



© UFS, Inc.







© UFS, Inc.




© GEC, Inc./Dist. by UFS, Inc.



© 1987 United Feature Syndicate, Inc.



© UFS, Inc.





© UFS, Inc.



© UFS, Inc.







© UFS, Inc.



© UFS, Inc.



© 2007 United Feature Syndicate, Inc.



www.roseisrose.com winnie-the-pooh@aol.com



© UFS, Inc.

© 2007 United Feature Syndicate, Inc.